





EPC



SADA





Solargiga Energy Holdings Limited







2014

28.65

40%

2014

1,016.4

2013

33.2%



2013

2%

2014

3.64

16%

2014

142.6%

為12.7%



2014

3,970

2014

1.71

1.13

53.58

EBITDA

70%






12 31 ('000)	2014	2013	
	1,798,519	1,603,618	12.2%
	2,477,881	2,176,101	13.9%
	4,281,040	4,240,174	1.0%
	3,105,022	3,001,378	3.5%
	1,176,018	1,238,796	(5.1%)




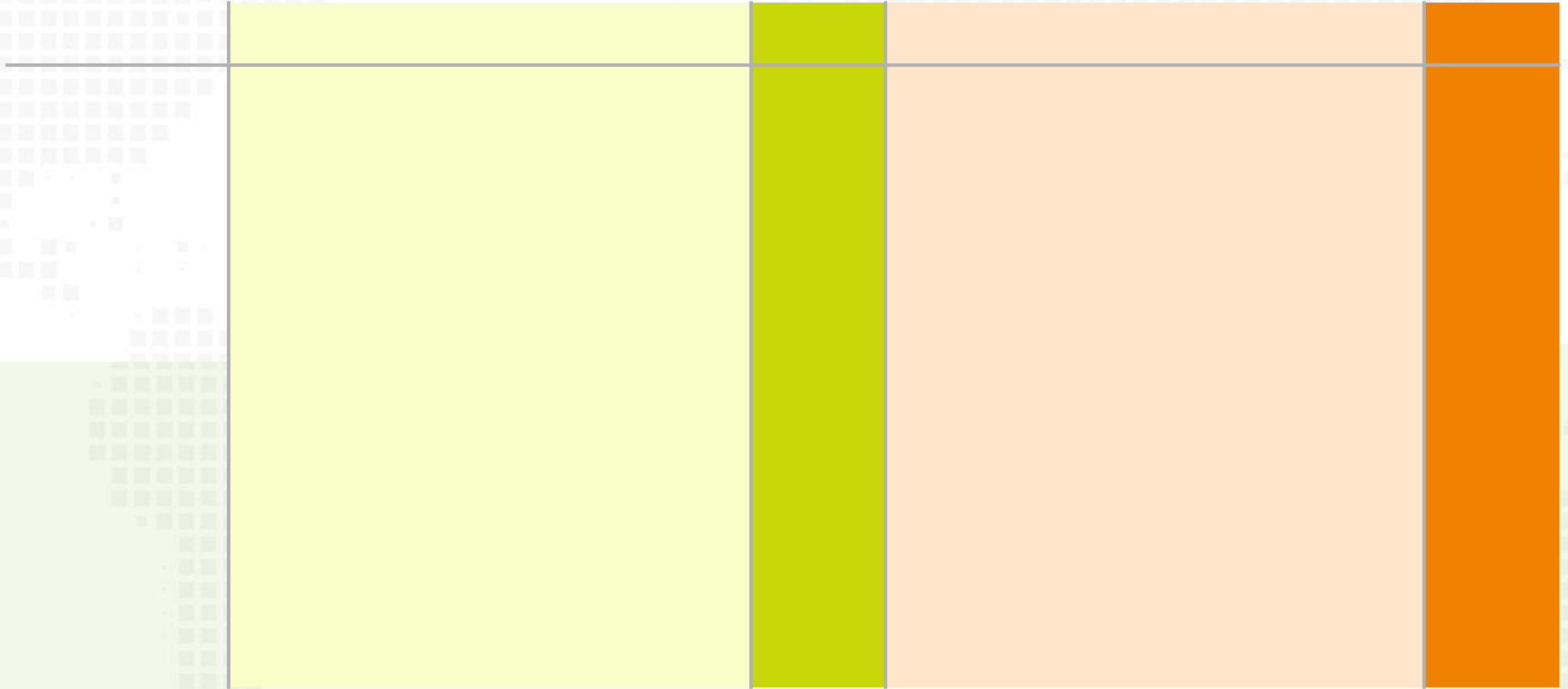


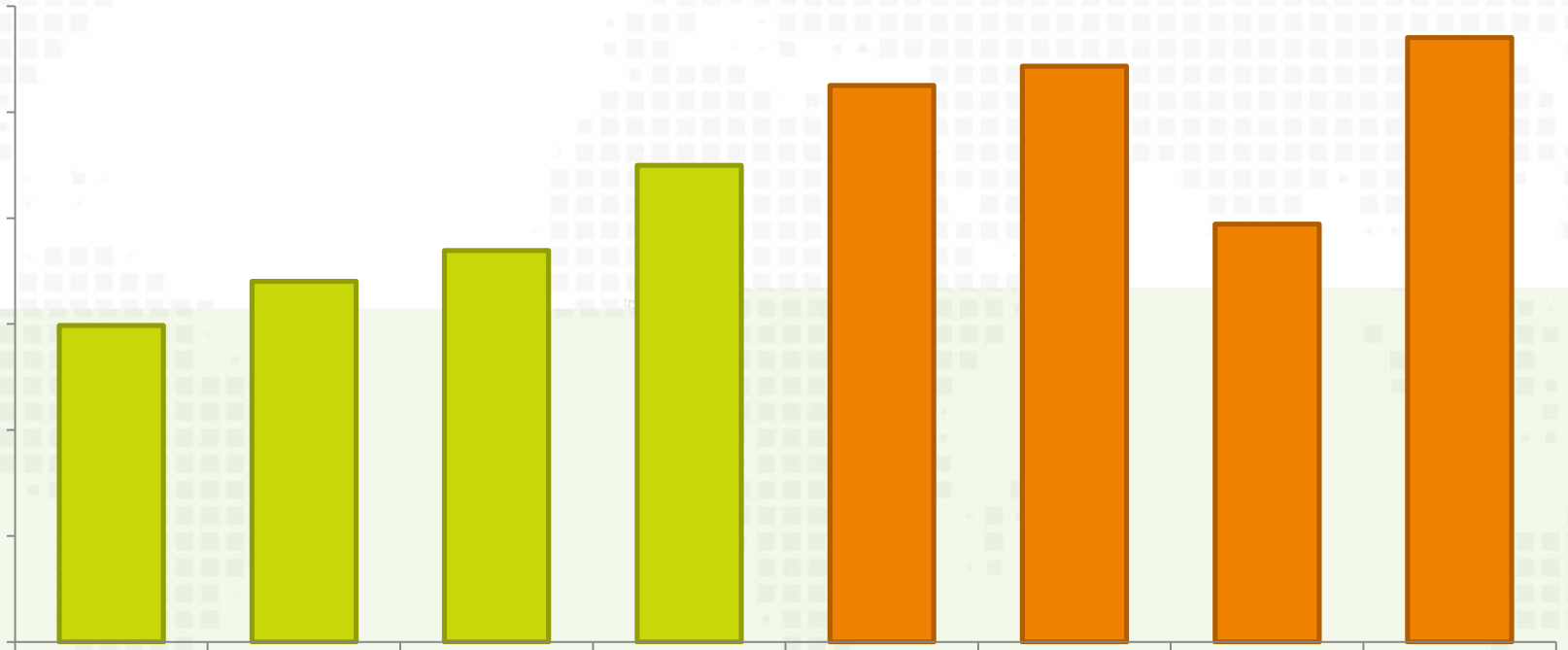
12 31	2014	2013	
	40	56	(16)
	89	67	22
	81	79	2
()	0.73	0.74	(0.01)
(%)	124.6%	126.3%	(1.7PP)














	1Q2013	2Q2013	3Q2013	4Q2013	FY2013	1Q2014	2Q2014	3Q2014	4Q2014	FY2014
	9.53	11.79	30.38	-	51.70	15.60	64.80	25.60	131.00	237.0
	21.82	12.51	12.94	12.67	59.94	9.70	3.60	2.20	0.40	15.90
	79.61	68.93	30.36	86.98	265.88	79.80	66.50	25.70	40.80	212.80
	18.35	27.34	13.79	14.30	73.78	32.90	29.00	25.70	17.30	104.90
	19.95	24.77	42.96	51.20	138.88	47.70	38.40	32.10	41.90	160.10
	-	24.73	54.22	59.66	138.61	76.80	69.30	85.90	53.70	285.70
	149.26	170.07	184.65	224.81	728.79	262.50	271.60	197.20	285.10	1,016.4





2014 12 31









20

1.15


3,300

(EPC)

Z





 2013 12
 Solargiga
 90%

 40MW

 DCH Solargiga




70%


DCH



200

6,000

EPC










2014

2017



N





Kin Shan YUEN

852 3416 2004
kinshan.yuen@solargiga.com

Canace XIE
Cara PANG

852 2610 0846

canacexie@financialpr.hk
carapang@financialpr.hk

852 2610 0842